



# 50+ TECH TOOLS FOR SCHOOL COUNSELORS

HOW TO BE MORE ENGAGING,  
EFFICIENT, AND EFFECTIVE

ANGELA CLEVELAND  
STEPHEN SHARP

Foreword by RUSSELL A. SABELLA

CORWIN

*Thank you*

FOR YOUR  
INTEREST IN  
CORWIN

Please enjoy this complimentary excerpt from 50+ Tech Tools for School Counselors, by Angela Cleveland and Stephen Sharp.

[LEARN MORE](#) about this title!

CORWIN

HELLO  
My Name Is

[double click here to insert  
your name & email]



# 50+ Tech Tools For School Counselors

How To Be More Engaging, Efficient, and Effective

# Table of Contents

Part I: Groups and Lessons

Part II: Data Collection Tools

Part III: Organization Tools

Part IV: Program Promotion Tools

Part V: Collaboration Tools

Part VI: Resources

Groups & Lessons

Data Collection Tools

Organization Tools

Program Promotion Tools

Collaboration Tools

Resources

# How to use this digital notebook

As you read 50+ Tech Tools for School Counselors, keep notes about how you could:

- Use this tool in different ways than the authors share
  - Example: Kahoot! is listed as a data collection tool, but could you also use it at a family night to promote your comprehensive school counseling program?
- Use an alternative tool for the same purpose, perhaps one with new, better, more accessible features
  - Example: Pinterest is listed as a fantastic place to find resources, but could you also find this content and these ideas on Tik Tok?
- Create a list of questions to determine if this tool meets the needs of your student population.
  - Example: If your student population is composed of English Language Learners, does this tool provide translation services?

# Groups and Lessons

## Nearpod

In the text box below, insert your notes and ideas about this particular tech tool.

# Groups and Lessons

## StoryboardThat

In the text box below, insert your notes and ideas about this particular tech tool.

# Groups and Lessons

## PlayPosit

In the text box below, insert your notes and ideas about this particular tech tool.

# Groups and Lessons

## Prezi

In the text box below, insert your notes and ideas about this particular tech tool.

A large, empty text area with horizontal blue lines for writing notes and ideas about the Prezi tool.





# Groups and Lessons

## Flipgrid

In the text box below, insert your notes and ideas about this particular tech tool.

# Groups and Lessons

Stop, Breathe, think

In the text box below, insert your notes and ideas about this particular tech tool.

# Groups and Lessons

## Headspace

In the text box below, insert your notes and ideas about this particular tech tool.

# Groups and Lessons

## Insight Timer


In the text box below, insert your notes and ideas about this particular tech tool.

# Groups and Lessons

## QuiverVision

In the text box below, insert your notes and ideas about this particular tech tool.

Area for notes and ideas about QuiverVision, consisting of multiple horizontal lines for text entry.



# Groups and Lessons

## CoSpaces

In the text box below, insert your notes and ideas about this particular tech tool.

Area for notes and ideas about CoSpaces, featuring a light blue background with horizontal lines.




# Groups and Lessons

## Google Expeditions

In the text box below, insert your notes and ideas about this particular tech tool.

A large, empty text box with horizontal blue lines, intended for notes and ideas about Google Expeditions.



# Groups and Lessons

## GoNoodle

In the text box below, insert your notes and ideas about this particular tech tool.

A large text area with horizontal blue lines for writing notes.





# Groups and Lessons

## Minecraft

In the text box below, insert your notes and ideas about this particular tech tool.

Area for notes and ideas about Minecraft, consisting of a large text box with horizontal lines.

# Data Collection Tools

Kahoot!


In the text box below, insert your notes and ideas about this particular tech tool.

A large grid of small, light gray dots on a white background, intended for taking notes. The grid covers most of the lower half of the slide.

# Data Collection Tools

## Google Forms

In the text box below, insert your notes and ideas about this particular tech tool.

A large grid of small, light gray dots on a white background, intended for taking notes. The grid covers most of the lower half of the slide.

# Data Collection Tools

## Google Sheets

In the text box below, insert your notes and ideas about this particular tech tool.

A large grid of small, light gray dots on a white background, intended for taking notes. The grid covers most of the lower half of the slide.

# Data Collection Tools

## Plickers


In the text box below, insert your notes and ideas about this particular tech tool.

A large grid of small, light gray dots on a white background, intended for taking notes. The grid covers most of the lower half of the slide.

# Data Collection Tools

## Socrative

In the text box below, insert your notes and ideas about this particular tech tool.

A large grid of small, light gray dots on a white background, intended for taking notes. The grid covers most of the lower half of the slide.

# Data Collection Tools

## Google Add-ons

In the text box below, insert your notes and ideas about this particular tech tool.

A large grid of small, light gray dots on a white background, intended for taking notes. The grid covers most of the page area below the text.

























# Program Promotion Tools

Canva

In the text box below, insert your notes and ideas about this particular tech tool.

---

---

---

---

---

---

---

---

---

---

---

---

---

---

---

---

---

---

---

---

---

---

---

---

---



# Program Promotion Tools

## Buffer

In the text box below, insert your notes and ideas about this particular tech tool.

Lined area for writing notes and ideas.



# Collaboration Tools

## Twitter

In the text box below, insert your notes and ideas about this particular tech tool.

# Collaboration Tools

## Padlet

In the text box below, insert your notes and ideas about this particular tech tool.

# Collaboration Tools

## Facebook

In the text box below, insert your notes and ideas about this particular tech tool.



# Collaboration Tools

## WiseStamp

In the text box below, insert your notes and ideas about this particular tech tool.

# Collaboration Tools

## Instagram

In the text box below, insert your notes and ideas about this particular tech tool.

# Collaboration Tools

LinkedIn

In the text box below, insert your notes and ideas about this particular tech tool.

# Collaboration Tools

## Google Docs

In the text box below, insert your notes and ideas about this particular tech tool.

# Collaboration Tools

## Google Hangouts

In the text box below, insert your notes and ideas about this particular tech tool.

# Collaboration Tools

## Weebly

In the text box below, insert your notes and ideas about this particular tech tool.

# Collaboration Tools

## Appy Pie

In the text box below, insert your notes and ideas about this particular tech tool.

# Resources

## Common Sense

In the text box below, insert your notes and ideas about this particular tech tool.

A large grid of small grey dots for taking notes.



# Resources

## Pinterest

In the text box below, insert your notes and ideas about this particular tech tool.



# Resources

## Teachers Pay Teachers

In the text box below, insert your notes and ideas about this particular tech tool.

A large grid of small grey dots for taking notes.

# Resources

## YouTube

In the text box below, insert your notes and ideas about this particular tech tool.

A large grid of small grey dots for taking notes.

# Resources

## SafeShare

In the text box below, insert your notes and ideas about this particular tech tool.

A large grid of small dots for taking notes, covering the majority of the page below the introductory text.

# Resources

## Quizlet

In the text box below, insert your notes and ideas about this particular tech tool.

A large grid of small, light gray dots on a white background, intended for taking notes. The grid covers most of the lower half of the slide.

# Resources

## Stitcher

In the text box below, insert your notes and ideas about this particular tech tool.



# Resources

## Google for Education

In the text box below, insert your notes and ideas about this particular tech tool.

A large grid of small grey dots for taking notes.

# Resources

## NYTVR (New York Times Virtual Reality)

In the text box below, insert your notes and ideas about this particular tech tool.

A large grid of small grey dots on a white background, intended for taking notes.





## Free themes and templates for Google Slides or PowerPoint

**NOT to be sold as is or modified!**

Read [FAQ](#) on [slidesmania.com](https://slidesmania.com)

Do not remove the [slidesmania.com](https://slidesmania.com) text on the slides.

Sharing is caring!





# 50+ TECH TOOLS FOR SCHOOL COUNSELORS

HOW TO BE MORE ENGAGING,  
EFFICIENT, AND EFFECTIVE

ANGELA CLEVELAND  
STEPHEN SHARP

Foreword by RUSSELL A. SABELLA

CORWIN

*Thank you*

FOR YOUR  
INTEREST IN  
CORWIN

Please enjoy this complimentary excerpt from 50+ Tech Tools for School Counselors, by Angela Cleveland and Stephen Sharp.

[LEARN MORE](#) about this title!

CORWIN



# Counselor Educators' Toolkit for 50+ Tech Tools

**Textbook:** [50+ Tech Tools For School Counselors: How To Be More Engaging, Efficient, and Effective](#)

[Corwin Website to order book, preview content, see reviews, and more](#)

## **Resources:**

- **Digital Notebook** - <https://bit.ly/COPYTechToolsNotebook>
- **Assessment Questions & Answer Key:** <https://bit.ly/COPYTechToolsAssessment>
- **Rubric:** <https://bit.ly/COPYTechToolsRubric>
  - **Based on rubrics on this site:** <https://www.brighthubeducation.com/teaching-middle-school/79815-rubric-for-the-jigsaw-method-of-teaching/>

## **[ASCA School Counselor Professional Standards & Competencies](#)**

M1, M5, M7, B-PF 2.i, B-SS 1.f, B-PA 4.c

## **[ASCA Standards For School Counselor Preparation Programs \(ASCA CAEP SPA\)](#)**

1.3; 2.1; 2.3; 3.1; 3.2; 3.3; 3.4; 4.1; 4.2; 4.3; 4.4; 4.5; 5.1; 5.3; 6.2; 7.1

## **[CACREP Standards](#)**

G1d; G1e; G2a; G2b; G2d; G2f; G3c; G3d; G3e; G3f; G3h; G3k; G3l; G3o;

Webinars on ASCA website

- [Tech Tools for School Counselors](#), Angela Cleveland, Annika Santhanam, and Anesha Santhanam, October 2020
- [Tech Tools to Support Your Data-Informed Decisions](#), Nichol Shelton Webb, August 2020
- [Tech Tools for School Counselors: Designing Learning and Designing Futures](#), Angela Cleveland and Stephen Sharp, February 2021

---

## **Overview**

Educating K-12 students in 21st century skills is about more than preparing them for work in the digital age; it's also about connecting with the whole student and transcending barriers. Learn how digital tools can be used daily and virtually or in-person to not only enrich intervention and instruction but also guide decision-making, streamline work, enhance communication, and promote happier students.

Like a favorite app or device, we can upgrade our daily practice with only a few modifications. We can improve time efficiency, productivity, and add additional style and elegance - promoting engagement, just by plugging in with the right

tools.

Integrate these lessons and assignments to your Career Counseling, Practicum, or Internship course. Students will build their Portfolio while learning some of the best educational technology tools to transform their practice and make their future school counseling program accessible to all students. Selected elements from the Amazon best-selling book, [50+ Tech Tools for School Counselors: How to Be More Engaging, Efficient, and Effective](#), will be used for a comprehensive learning experience training to give future school counselors an edge in many dimensions.

### **Learning Objectives:**

- Evaluate educational technology tools to align with federal laws around student privacy, accessibility, and developmentally appropriate features
- Identify strategies to integrate educational technology tools into a comprehensive school counseling program
- Demonstrate knowledge of student rights and privacy when utilizing technology tools
- Discuss and compare benefits of a variety of educational technology tools to support student needs
- Design the foundation of an expansive school counseling portfolio with accessible lessons and activities

---

## **Suggested Assignments**

### **50+ Tech Tools Digital Notebook:**

Make a copy (click this link to make a copy: <https://bit.ly/COPYTechToolsNotebook>).

Students take notes and reflect on tech tools as they are utilized and/or presented in class. May be turned in at the end of course.

- List Tech Tools features
- Identify the [ASCA Mindsets and Behaviors for Student Success](#) this Tech Tool emphasizes
- Identify the [ASCA School Counselor Professional Standards and Competencies](#) this Tech Tool emphasizes
- List ethical considerations when utilizing each Tech Tool

**Career Counseling Course Assignment:** Individually or in groups students create a classroom or small group lesson utilizing one of the Tech Tools in Part I.

- Integrate a data collection tool (Part II)
- What are the features of the Group or Classroom lesson tool
- How does it make your lesson more accessible

**Select 2-3 Tech Tools in each Category** (Data Collection, Organization Tools, Collaboration Tools, or Resources) Present to class and write a personal reflection in Digital Notebook

- List 3 features of this Tech Tool.
- How can this tech tool be utilized?
- What are the benefits of this Tech Tool to a comprehensive school counseling program?
- What are the ethical considerations to note when using this Tech Tool

### **Present a data collection tool**

- Utilize a data collection tool either in class
- Show what data can be collected
- How is it useful for supporting goals in a comprehensive school counseling program?

- What are the ethical considerations to note when using this Tech Tool

### **Record a 1-2 minute How-To video on a Program Promotion Tool**

- What is the tool?
- Explain how to use the tool
- What are some ways you can utilize this tool for your School Counseling program promotion
- What are the ethical considerations to note when using this Tech Tool

### **Additional reading to supplement the text:**

#### **Jigsaw Activity:**

Break the class up into groups of about 3 - 5 students to read one of the articles below.

Groups share key ideas with the rest of the class.

With more time, groups research and identify one podcast, video, or other article that supplements the information shared.

- [Edutopia: A Framework for Thinking About Tech Integration by Paul Emerich France](#)
- [Edutopia: What Matters Most When You're Evaluating Edtech Tools by Shveta Miller](#)
- [Edutopia: 3 Questions to Contemplate Before Adopting New Technology by Brian Sztabnik](#)

### **ASCA Webinars:**

#### **Jigsaw Activity:**

Break the class up into groups of about 3 - 5 students to watch one of the webinars below.

Groups share key ideas with the rest of the class.

With more time, groups research and identify one podcast, video, or other article that supplements the information shared.

- [Tech Tools for School Counselors with Angela Cleveland, Annika Santhanam, Anesha Santhanam](#)
- [Technology Tools for the Non-Techie with Nichol Webb](#)
- [Tech Tools for School Counselors: Designing Learning and Designing Futures with Angela Cleveland and Stephen Sharp](#)

Explore the free digital book [Epic eBook of Web Tools & Apps](#), created using free program called [Book Creator](#)

- Identify 1 - 3 tools from the book that counselors might want to use in their school counseling program.



# 50+ TECH TOOLS FOR SCHOOL COUNSELORS

HOW TO BE MORE ENGAGING,  
EFFICIENT, AND EFFECTIVE

ANGELA CLEVELAND  
STEPHEN SHARP

Foreword by RUSSELL A. SABELLA

CORWIN

*Thank you*

FOR YOUR  
INTEREST IN  
CORWIN

Please enjoy this complimentary excerpt from 50+ Tech Tools for School Counselors, by Angela Cleveland and Stephen Sharp.

[LEARN MORE](#) about this title!

CORWIN





# Counselor Educators' Toolkit for 50+ Tech Tools

## Tech Tools Assessment

	Questions	Responses	Correct Answer
1.	According to the ASCA position statement " <a href="#">The School Counselor and Virtual School Counseling</a> ," school counselors working with students in a virtual setting (whether temporarily or permanently) should:	<ul style="list-style-type: none"> <li>A. Recognize and acknowledge the challenges and limitations of virtual school counseling.</li> <li>B. Recognize and mitigate the limitation of virtual school counselor confidentiality, which may include unintended viewers or recipients.</li> <li>C. Educate students on how to participate in the electronic school counseling relationship to minimize and prevent potential misunderstandings that could occur due to lack of verbal cues and inability to read body language or other visual cues that provide contextual meaning to the school counseling process and school counseling relationship.</li> <li>D. All of the above</li> </ul>	D
2.	According to the ASCA Position Statement "The School Counselor and Student Safety and the Use of Technology," school counselors may take the following actions to promote the safe, responsible use of technology:	<ul style="list-style-type: none"> <li>A. Avoid participation in the development of school policies around student safety and the use of technology</li> <li>B. Confront myths surrounding cyberbullying that are perpetuated by media headlines and unsubstantiated public statements like "cyberbullying is occurring at epidemic levels" and "cyberbullying causes suicide"</li> <li>C. Engage in professional development to improve and maintain digital literacy</li> <li>D. Both B and C</li> </ul>	D
3.	According to the ASCA <a href="#">School Counselor Professional Standards &amp; Competencies</a> , school counselors:	<ul style="list-style-type: none"> <li>A. Use current trends in technology to promote student success</li> <li>B. Should not use a variety of technologies in the delivery of lessons and activities</li> <li>C. Should not include career opportunities, labor market trends and global economics to help students develop immediate and long range plans</li> <li>D. None of the above</li> </ul>	
4.	In the ASCA webinar " <a href="#">Tech Tools for School Counselors</a> " with Angela Cleveland, Annika Santhanam, Anesha Santhanam, a participant asked about potential mistakes a counselor might make in integrating a new technology tool. Anesha and Annika responded with	<ul style="list-style-type: none"> <li>A. Always believe in your presentation. Your attitude is contagious, and your students will pick up on your enthusiasm.</li> <li>B. Don't assume that just because students are older that they won't enjoy fun drawing and interactive, fun activities that you might use with</li> </ul>	D

	follow tip:	<p>younger grade-level students.</p> <p>C. High school students prefer that you develop lengthy PowerPoint presentations and read the slides to students in a monotone voice.</p> <p>D. Both A and B</p>	
5.	<p>In <a href="#">“Tech Tools to Support Your Data-Informed Decisions,”</a> Nichol Shelton Webb describes a tech tool in which students are assigned a card that they rotate to display their answer choice (A, B, C or D) is at the top. Counselors scan the answers using the app and can see the individual answers on the app screen. This tool is called</p>	<p>A. Quizizz.</p> <p>B. Kahoot!</p> <p>C. Plickers.</p> <p>D. Nearpod.</p>	C
6.	<p>In <a href="#">“Tech Tools for School Counselors,”</a> Steve Sharp explains about a button on the lower right side of Google Sheets that allows users to visualize data quickly and at a glance. This button is called:</p>	<p>A. Explore</p> <p>B. Excite</p> <p>C. Ignite</p> <p>D. Analyze</p>	A
7.	<p>Many free resources exist to make building classroom lessons and accessible virtual tools for students. One such resource is referenced on each page of your digital notebook. What is the name of this free resource?</p>	<p>A. Slides Carnival</p> <p>B. FreeGoogleSlides.com</p> <p>C. SidesMania</p> <p>D. SlidesGo</p>	C
8.	<p>What federal act requires parent permission before sharing information about a student that is potentially personal or sensitive about themselves or their family?</p>	<p>A. BIFamily Educational Rights and Privacy Act</p> <p>B. Protection of Pupil Rights Act</p> <p>C. Children’s Online Privacy Protection Act</p> <p>D. HIPPA</p>	B
9.	<p>What data collection tool would be ideal for a quick Use-of-Time Tracker?</p>	<p>A. Kahoot</p> <p>B. LiveBinders</p> <p>C. Google Forms</p> <p>D. Teachers Pay Teachers</p>	C
10.	<p>CoSpaces gives educators a platform to create augmented reality (AR) or Virtual Reality (VR). One use is to create a 360-degree view of a playground and give students conflict resolution strategies as they navigate through the AR/VR lesson. Which <a href="#">ASCA Mindsets &amp; Behaviors for Student Success</a> does this best fulfill?</p>	<p>A. B-SMS 7: “Demonstrate effective coping skills when faced with a problem</p> <p>B. B-LS 2: “Demonstrate creativity”</p> <p>C. B-LS 10: “Participate in enrichment and extracurricular activities.”</p> <p>D. B-SMS 8: “Demonstrate the ability to balance school, home and community activities</p>	A
11	<p>What federal law safeguards student records, allowing students and their parents access to their education records?</p>	<p>A. Family Educational Rights and Privacy Act</p> <p>B. Protection of Pupil Rights Act</p> <p>C. Children’s Online Privacy Protection Act</p> <p>D. HIPPA</p>	A
12	<p>Which of these Tech Tools offers free curated</p>	<p>A. Google Slides</p>	B



	Augmented Reality (AR) and Virtual Reality (VR) lessons and virtual field trips that can be used for classroom lessons?	<ul style="list-style-type: none"> <li>B. Google Expeditions</li> <li>C. SmallPDF</li> <li>D. Pinterest</li> </ul>	
13	What federal law requires parent permission before collecting students personal information online?	<ul style="list-style-type: none"> <li>A. Family Educational Rights and Privacy Act</li> <li>B. Protection of Pupil Rights Act</li> <li>C. Children’s Online Privacy Protection Act</li> <li>D. HIPPA</li> </ul>	C
14	Which of these tech tools is ideal to use for Program Promotion?	<ul style="list-style-type: none"> <li>A. Anything in the Google Suite</li> <li>B. Powtoon</li> <li>C. Canva</li> <li>D. All of the above</li> </ul>	D
15	What are two reasons to utilize tech tools in your comprehensive school counseling program?	<ul style="list-style-type: none"> <li>A. Response Options:</li> <li>B. Enrich instruction</li> <li>C. Gather meaningful data</li> <li>D. Guide student decision making</li> <li>E. Build positive relationships</li> <li>F. Enhance communication</li> <li>G. Streamline work</li> <li>H. Connect teachers to networks of innovation</li> <li>I. Promote happier, healthier students</li> </ul>	Multiple possible responses

**Essay Question:**

Select a tech tool from \_\_ category/chapter and then describe in detail (at least 500 words) how you would use the tool and how it supports direct/indirect counseling services or your comprehensive school counseling program (CSCP).